










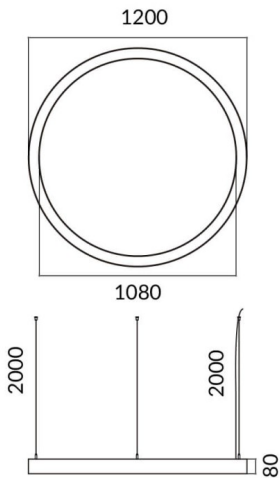
Circle up&down

Item code	86.A001.1401.01
Product type	Indoor
Category	Architectural luminaires
Family	Circle up&down
Pictograms	 220 240 V  CRI 80  SDCM 3  CE  Driver INCL  On Off  IP 20

Dimensions

Product dimensions (mm) 60x80xdiam 1200

Scheme



Product

Real power (W)	Up 15W,Down 45W
Real luminous flux (Lm)	1350/4050
Chip Brand	Sanan
Control gear	ON-OFF
Power Factor	>0,95
Average life time (h)	L80 B20, 50,000hrs
Colour temperature (K)	4000K
Colour consistency (SDCM)	SDCM3
CRI	80